




# MOSAIC

LET TIMELESS BEAUTY INSPIRE YOUR DESIGNS WITH THE ADEX MOSAIC COLLECTION.



## GLAZED PORCELAIN MOSAICS



This soothing color palette of glossy & matte porcelain tile is a timeless complement for any wall tile application. These soft colors with subtle color variation within each tile offer many tone-on-tone design possibilities to be paired with porcelain wall tile, ceramic wall and tile natural stone. Mosaics are a true classic that provide just the right pop in traditional, transitional and modern design applications.

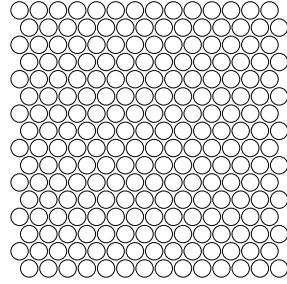


Find out the product code simply by putting together the color and the item


Example: **ADPZ 700**

## PENNY ROUNDS 3/4" | MESH MOUNTED


### GLOSSY FINISH




**ADPZ 700** | 11.50"x12.38"  
Penny Rounds White




**ADPB 700** | 11.50"x12.38"  
Penny Rounds Light Blue




**ADPD 700** | 11.50"x12.38"  
Penny Rounds Denim




**ADPTE 700** | 11.50"x12.38"  
Penny Rounds Teal




**ADPSA 700** | 11.50"x12.38"  
Penny Rounds Sage




**ADPSS 700** | 11.50"x12.38"  
Penny Rounds Light Sandstone




**ADPG 700** | 11.50"x12.38"  
Penny Rounds Light Gray



**ADPT 700** | 11.50"x12.38"  
Penny Rounds Taupe

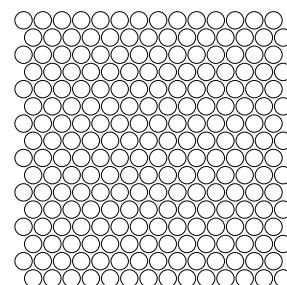


**ADPS 700** | 11.50"x12.38"  
Penny Rounds Light Smoke




**ADPK 700** | 11.50"x12.38"  
Penny Rounds Black

### MATTE FINISH



**ADPZM 700** | 11.50"x12.38"  
Penny Rounds Matte White



**ADPKM 700** | 11.50"x12.38"  
Penny Rounds Matte Black

SAGE **ADPSA**



# MOSAIC Glazed Porcelain Mosaics

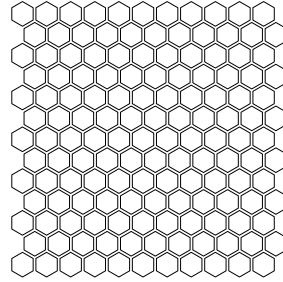


Find out the product code simply by putting together the color and the item


Example: **ADMZ 600**

## HEXAGONS 1" | MESH MOUNTED


### GLOSSY FINISH




**ADMZ 600** 11.97"x11.69"  
Hexagons White




**ADMB 600** 11.97"x11.69"  
Hexagons Light Blue




**ADM D 600** 11.97"x11.69"  
Hexagons Denim




**ADMTE 600** 11.97"x11.69"  
Hexagons Teal




**ADMSA 600** 11.97"x11.69"  
Hexagons Sage




**ADMG 600** 11.97"x11.69"  
Hexagons Light Gray



**ADMT 600** 11.97"x11.69"  
Hexagons Taupe

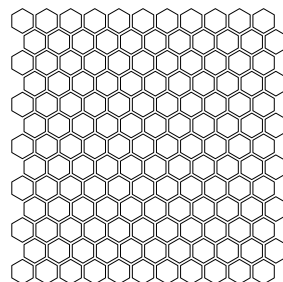


**ADMS 600** 11.97"x11.69"  
Hexagons Light Smoke




**ADMK 600** 11.97"x11.69"  
Hexagons Black

### MATTE FINISH



**ADMZM 600** 11.97"x11.69"  
Hexagons Matte White



**ADMKM 600** 11.97"x11.69"  
Hexagons Matte Black

WHITE **ADMZ** | LIGHT GRAY **ADMG** | TEAL **ADMTE**



Photo by: Crickett Kinser. Kitchen Places Inc. Photographer: Nathan Cool



FIELD TILES		
SIZE	SIZE SPECIFICATIONS	THICKNESS*
<b>MESH MOUNTED</b>		
Penny Rounds 3/4" 12.38" x 11.50"	12.362"x11.496" (314mm x 292mm)	0.157" (4mm)
Hexagons 1" 11.97" x 11.69"	11.967"x11.693" (303.97mm x 297mm)	0.236" (6mm)

APPLICATIONS		
	SUITABLE RESIDENTIAL	SUITABLE COMMERCIAL
Bathroom Walls	YES	YES
Shower Walls	YES	YES
Kitchen Walls	YES	YES
Countertops	NO	NO
Fireplace Surrounds	YES	YES
Outdoor Cooking / Bar Spaces (Non Freeze-Thaw Climates)	YES	YES
Pool Waterlines / Water Fountains (Non Freeze-Thaw Climates)	YES	YES
Floors**	YES	NO

PERFORMANCE CHARACTERISTICS		
	TEST METHOD ASTM / ISO	RESULT
Water Absorption	C-373 / 10545-3	Pass
Breaking Strength	C-648 / 10545-4	N/A
Stain Resistance	C-1378 / 10545-14	Resistant
Facial Dimensions	C-499 / 10545-2	Avg. 18.741mm
Range of Thickness	C-499 / 10545-2	Avg. 4.924mm
Warpage	C-485 / 10545-2	0

INSTALLATION	
GROUT JOINT RECOMMENDATION	SHADE VARIATION
5/64"	V2 - Slight Variation

CLEANING RECOMMENDATIONS
Routine with a non-abrasive/non-acidic, mild and PH neutral cleaner

CHARACTERISTICS	
Glaze	Solid with subtle movement
Surface Sheen	Glossy and Matte
Texture	Slightly Undulated

\*Thickness is understood as the highest point of the tile.

\*\* Only Matte Colors (White and Black) and for residential use.

Due to the nature of our tile, a certain amount of variation in color, shading, surface and texture are to be expected.



## **CONTACT US**

### **Corporate Headquarters South East Distribution Center**

9450 N.W.12th St.  
Miami, FL 33172  
Office: 305-513-4633  
Fax: 305-513-4634  
customerservice@adexusa.com

### **West Coast Distribution Center**

1745 N. St. Thomas Cir.  
Orange, CA 92865  
Office: 714-773-0197  
Fax: 714-773-9352  
customerservicewest@adexusa.com

### **North East Distribution Center**

1000 Wall St. W.  
Lyndhurst, NJ 07071  
Office: 201-355-8772  
Fax: 201-636-2802  
customerservicene@adexusa.com

**[www.adexusa.com](http://www.adexusa.com)**

