

EUPHORIA

THE ESSENCE OF ART TILE



Sonoma
TILEMAKERS

EUPHORIA

EUPHORIA

COLOR PALETTE

COLOR PALETTE



CLOUD NINE | CRACKLE



TRES CHIC | CRACKLE



MARGARITAVILLE | LUSTER



PARROT CAY | LUSTER



YELLOW SUBMARINE | LUSTER




AUTUMN LEAVES | LUSTER




RAINFOREST | LUSTER



RUBY SKY | LUSTER



MELLOW YELLOW | CRACKLE



SUMMER BREEZE | CRACKLE



CREEKSIDE | CRACKLE



TAPESTRY | LUSTER


EUPHORIA GLAZES ARE SUBJECT TO EXTREME RANGE OF COLOR VARIATION WHERE NO TWO PIECES ARE EXACTLY ALIKE. AN EXPERIENCED CRAFTSPERSON SHOULD LAY OUT TILES PRIOR TO SETTING TO ALLOW FOR BLENDING OF THE COLOR RANGE.

EUPHORIA


EUPHORIA



AMAZING GRACE | CRACKLE



VOO DOO | CRACKLE



REGGAE DANCING | CRACKLE



THUNDER ROAD | LUSTER



SPANISH EYES | LUSTER



AFTER MIDNIGHT | LUSTER












HANDMADE
BY ARTISANS
IN COLORADO

PHOTO TOP: FLASK IN AFTER MIDNIGHT,
CREDIT: LORI CALDWELL INTERIOR DESIGN,
ASHTON CUSTOM HOMES,
MATTHEW NEIMAN, PALMER TODD
RIGHT: 2 x 4 IN THUNDER ROAD

EUPHORIA

SIZES

ALL SIZES AVAILABLE IN FULL COLOR PALETTE. BULLNOSE AVAILABLE IN SELECT SIZES.



BULLNOSE OPTIONS

AVAILABLE BULLNOSE

SQUARE EDGE	ANGLE	BULLNOSE	BULLNOSE LONG EDGE	BULLNOSE SHORT EDGE
2x2	●			
3x3	●			
4x4	●	●		
1x6			●	
2x4			●	●
2x8			●	●
3x6			●	●
3x9			●	●

EUPHORIA

THE ESSENCE OF ART TILE



HANDCRAFTED CHARACTERISTICS

Variation in shade, color, texture and size are inherent characteristics of these handcrafted tiles. Euphoria glaze formulations and kiln firing techniques are an evolution of the traditional Raku process, a type of Japanese pottery. The result is a uniquely beautiful tile where no two pieces are exactly alike. As such, the tiles finally purchased will vary from both the catalog illustrations and samples. Once properly installed, the beauty of this handcrafted tile is enhanced by such variation.

INSPECTION AND INSTALLATION

Always inspect your tiles before they are installed, as installation of material constitutes acceptance. Any questions as to acceptability must be resolved before installation. We are in no way responsible for the installation of our tiles or thereafter. The responsibility for correct installation rests with the end user.

APPLICATIONS

- **INTERIOR WALLS**
- **SHOWERS (no steam)**
- **POOLS (except freeze thaw areas)**
- **EXTERIORS (including freeze thaw, except on horizontal surfaces where water can accumulate)**

KEY USAGE & INSTALLATION NOTES

- The beauty of Euphoria glazes can result in **EXTREME** variation, particularly with the lusters. **AN EXPERIENCED CRAFTSPERSON MUST BLEND AND SET EUPHORIA TILES.**
- All tiles must be laid out prior to setting to allow for blending of the color range. The resulting variation is beautiful, but tiles must be carefully blended prior to installation.
- Use a PH neutral cleaner and avoid any citric or abrasive cleansers.

We are committed to delivering the highest quality handcrafted tile to you. Variation in shade, texture and size are inherent characteristics of our handcrafted tile. Always inspect your tiles before they are installed as installation constitutes acceptance.



sonomatilemakers.com