

Thank you for considering La Terrazza tile! We want you to love your tile for years to come. This guide will help you understand what to expect, avoid common mistakes, and **SET YOU UP FOR SUCCESS!**

## SAMPLING

We always recommend asking your local showroom for samples before placing your order.

### GET HAPPY RESULTS.

La Terrazza is made of fine Italian marbles embedded in a luxuriously honed cement body where no two pieces are alike. A single piece cannot possibly represent the natural range. Ordering samples is the best way to see the actual tile you're considering so you have confidence in what you've selected.




### WHY SAMPLE?

Tile is an investment, and we want you to love your tile for years to come!

### HOW DO I DO THIS?

It's easy! Most of our authorized dealers have samples on hand, or they can order it from us for you. Take it home and look at it in your environment, in your lighting conditions and against your other finishes. Now you're ready to order with confidence!

EIGHT PERFECTLY CURATED COLORS  
THREE SIZES



“

AUTHENTICALLY CRAFTED IN THE  
HEART OF ITALY, LA TERRAZZA IS  
WHERE CENTURIES OLD TRADITION  
MEETS THE SONOMA TILEMAKERS VIBE.

## ORDERING

**MEASURE TWICE, ORDER ONCE.**

1

We recommend ordering a minimum of 15% overage (sometimes more), and 30% overage for large format sizes. Large format sizes are more prone to breakage in transit, and a percentage of breakage is to be expected.

2

Ordering overage is necessary to accommodate cuts, a small percentage of breakage to be expected in transit, and to avoid add-on orders or delays to your installation.

3

Add-on orders are challenging due to the inherent variation from batch to batch. If you have to order more at a later date, it may vary slightly from your original order.



**350+ SHOWROOMS NATIONWIDE!**

Our products are sold exclusively through our network of authorized dealers. To find the dealer nearest you, scan the QR code or visit [sonomatilemakers.com](http://sonomatilemakers.com).

## WHAT TO EXPECT

La Terrazza is made in the original Italian tradition using remnants of the finest Italian marble embedded in a cement body. Variation in background color, chip size and color should be expected from piece to piece. Minor chips on the edges of La Terrazza are an inherent part of the product and should be expected. Most chips are very small, and will be filled during the grouting process, making them unnoticeable.

Make sure your installer reads our installation instructions thoroughly to achieve the best look.

## IT'S HERE! NOW WHAT?

When your order arrives, please be aware – **you are responsible for determining the acceptability of the product prior to installation.** Sonoma Tilemakers is in no way responsible for the installation of our tiles or thereafter. We recommend:

1. Inspect shipment for damage upon arrival.
2. Inspect all pieces.
3. Double check you have enough tile to complete the project with some leftover.
4. If you need additional tile, do not start the installation until you have it.
5. Make sure you have seen and approved your tile BEFORE it is installed.
6. Love your new tile!

We **ALWAYS** recommend professional installation by an experienced installer who uses TCNA guidelines.

## TIPS FOR SUCCESS

1. **Upon receipt, prior to installation, tile must be protected from the elements.** Store indoors to protect from moisture, debris and extreme temperatures. Failure to do so may damage tile.
2. **Your La Terrazza may arrive damp. This is normal and to be expected.** When unpacking tiles, you may notice variation in tone between areas that are dry and areas that are wet. This moisture will dissipate soon after laying and tiles will become more even in tone.
3. Allow terrazzo and all setting materials to dry completely before sealing. Total drying time will depend on environmental conditions. In some climates, drying time may take 3-4 weeks or more. Failure to do so may result in persistent humidity marks.

## BASICS OF CARE

- For every day cleaning use a pH neutral cleaner, stone soap or mild liquid dishwashing detergent mixed with clean warm water followed by a clean, warm water rinse.
- Avoid stone care sprays that contain phosphoric and glycolic acids, as they can etch some stone surfaces.
- Avoid harsh abrasive cleaners and abrasive cleaning tools.
- Use a non-abrasive cloth/sponge to avoid scratching.
- Periodic resealing, annually based on usage and application is highly recommended.
- **Read complete cleaning instructions before purchase.**  
VISIT: [sonomatilemakers.com/laterrazza-technfo](https://sonomatilemakers.com/laterrazza-technfo)

