

Rivestimento in pasta bianca
white body wall tiles

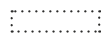
GENESI




13,2X13,2CM
5.2"X5.2"




6,5X13,2CM
2.5"X5.2"



6,5X26,6CM
2.5"X10.5"



6,5X40CM
2.5"X15.8"




13,2X40CM
5.2"X15.8"

9MM

genesi 6,5x26,6 bucchero bianco matt,
6,5x26,6 bianco matt



genesi 6,5x13,2 bianco lucido, carta da zucchero, acquamarina



GENESI

Rivestimento in pasta bianca
White body wall tiles

13,2X13,2CM 13,2X40CM
5.2"X5.2" 5.2"X15.8"

6,5X13,2CM 6,5X26,6CM 6,5X40CM
2.5"X5.2" 2.5"X10.5" 2.5"X15.8"

9MM

Monocromatico
Monochromatic

GENESI

Genesis means birth, life, and the origin of all things. This collection forms the basis for the entire Quintessenza Ceramiche concept.

It offers a delicate monochrome scale which, through a perfect balancing of tone, brightness and colour intensity, creates a uniform, harmonious effect.


The Bucchero background, with its satin surface-finish characterized by a large number of high and low relief textures, gives the range a strong decorative capacity.

Genesis è nascita, vita, origine del tutto. La collezione, culla dell'intero concetto di Quintessenza Ceramiche, presenta una raffinata scala monocromatica che, attraverso il giusto bilanciamento di tono, luminosità e saturazione, crea un effetto omogeneo e armonioso.

Il fondo Bucchero, con la sua superficie satinata, caratterizzata da una molteplicità di strutture ad altorilievo e a bassorilievo, dona alla serie una forte capacità decorativa.



genesì 13,2x13,2 bucchero bianco matt, bianco matt



genesi 6,5x26,6 bianco lucido, carta da zucchero, acquamarina



genesi 6,5x26,6 bianco lucido, greige, perla, acquamarina



genesi 6,5x13,2 bianco lucido, perla, cenere, antracite



genesis 6,5x26,6 bianco lucido



genesis 6,5x26,6 bianco lucido
alchimia elisir

GENESI

Rivestimento in pasta bianca
White body wall tiles

9MM

13,2X13,2CM
5.2"X5.2"

Monocromatico
Monochromatic

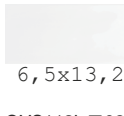
bianco lucido

GVS105L ■02




13,2x13,2

GTD101L ■06




6,5x13,2

GVS113L ■02




6,5x26,6

GQR104L ■07



6,5x40

GQR110L ■05



13,2x40

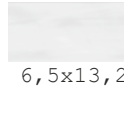
bianco matt

GVS101M ■02



13,2x13,2

GTD110M ■06




6,5x13,2

GVS109M ■02



6,5x26,6

GQR101M ■07



6,5x40

GQR107M ■05



13,2x40


buccherò bianco matt

BUC101M ■05



13,2x13,2

BUC107M ■09



6,5x40

BUC104M ■05



6,5x26,6

6,5X13,2CM
2.5"X5.2"

6,5X26,6CM
2.5"X10.5"

6,5X40CM
2.5"X15.8"

13,2X40CM
5.2"X15.8"

colori lucidi
glossy colors

greige

GVS115L ■02

GTD104L ■06



6,5x26,6

6,5x13,2

tortora

GVS119L ■02

GTD105L ■06



6,5x26,6

6,5x13,2

carta da zucchero

GVS121L ■04

GTD107L ■07




6,5x26,6

6,5x13,2

acquamarina

GVS120L ■04

GTD106L ■07



6,5x26,6

6,5x13,2

perla

GVS117L ■02

GTD102L ■06



6,5x26,6

6,5x13,2

cenere

GVS118L ■02

GTD103L ■06



6,5x26,6

6,5x13,2

antracite

GVS116L ■05

GTD108L ■08



6,5x26,6

6,5x13,2



genesis 6,5x13,2 bianco lucido
fuoricittà terra

Caratteristiche tecniche

Technical features

		NORMA standard	VALORE RICHIESTO required standards	GENESI
DIMENSIONI dimensions	LUNGHEZZA E LARGHEZZA length and width	UNI-EN ISO 10545-2	± 0.5%	CONFORME compliant
	SPESORE thickness	UNI-EN ISO 10545-2	± 10%	CONFORME compliant
	RETTILINEITÀ DEGLI SPIGOLI straightness of sides	UNI-EN ISO 10545-2	± 0.3%	CONFORME compliant
	ORTOGONALITÀ rectangularity	UNI-EN ISO 10545-2	± 0.5%	CONFORME compliant
	PLANARITÀ - CURVATURA DEL CENTRO surface flatness – centre curvature	UNI-EN ISO 10545-2	± 0.5% - 0.3%	CONFORME compliant
	PLANARITÀ - CURVATURA DELLO SPIGOLO surface flatness – edge curvature	UNI-EN ISO 10545-2	± 0.5% - 0.3%	CONFORME compliant
	PLANARITÀ - SVERGOLAMENTO surface flatness – warpage	UNI-EN ISO 10545-2	± 0.5%	CONFORME compliant
RESISTENZA ALLA FLESSIONE bending strenght	CARICO DI ROTTURA breaking of rupture	UNI-EN ISO 10545-4	> 600 N (≥ 7,5 MM) > 200 N (< 7,5 MM)	CONFORME compliant
	MODULO DI ROTTURA modulus of rupture	UNI-EN ISO 10545-4	> 12 N/MM ² (≥ 7,5 MM) > 15 N/MM ² (< 7,5 MM)	CONFORME compliant
	ASSORBIMENTO D'ACQUA water absorption	UNI-EN ISO 10545-3	> 10 %	CONFORME compliant
	RESISTENZA DEI COLORI ALLA LUCE colour resistance to light	DIN 51094	-	RESISTENTE resistant
	COEFFICIENTE DI DILATAZIONE TERMICA LINEARE (100° C) linear thermal expansion coefficient (100° C)	UNI-EN ISO 10545-8	METODO DISPONIBILE test method available	METODO DISPONIBILE test method available
	RESISTENZA AGLI SBALZI TERMICI thermal shock resistance	UNI-EN ISO 10545-9	-	RESISTENTE resistant*
	RESISTENZA AL CAVILLO crazing resistance	UNI-EN ISO 10545-11	-	RESISTENTE resistant
	RESISTENZA ALLE MACCHIE resistance to stains	UNI-EN ISO 10545-14	CLASSE 3 MIN.	CLASSE 5 Class 5
	RESISTENZA CHIMICA chemical resistance	UNI-EN ISO 10545-13	GB MIN.	GARANTITA guaranteed (GA GLA GHA)
	PIOMBO E CADMIO RILASCIATI lead and cadmium given off	UNI-EN ISO 10545-15	METODO DISPONIBILE test method available	METODO DISPONIBILE test method available
	REAZIONE AL FUOCO reaction to fire	EN 13501-1	-	A1
	VARIAZIONE DI TONO shade variations	-	-	V2

RIVESTIMENTO IN MONOPOROSA PASTA BIANCA GLAZED WHITE-BODIED POROUS SINGLE-FIRED WALL TILES

Piastrelle di ceramica pressate a secco con assorbimento d'acqua Eb > 10 %. Caratteristiche di qualità secondo i test di controllo previsti dalla norma EN14411:2013 appendice L gruppo BIII GL.

Dry-pressed ceramic tiles with water absorption Eb > 10 %. Quality specification, according to control test of EN14411:2013 appendix L group BIII GL

Imballi Packing

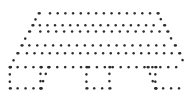
ARTICOLO ITEM	FORMATO SIZE	PZ	MQ	KG
genesi	6,5x26,6cm 2.5"x10.5"	57	1,00	14,80
genesi	6,5x13,2cm 2.5"x5.2"	58	0,50	7,79
genesi	6,5x40cm 2.5"x15.8"	38	1,00	15,60
genesi	13,2x40cm 5.2"x15.8"	19	1,00	15,60
genesi	13,2x13,2cm 5.2"x5.2"	57	1,00	14,80
bucchero	6,5x26,6cm 2.5"x10.5"	57	1,00	15,60
bucchero	6,5x40cm 2.5"x15.8"	38	1,00	14,40
bucchero	13,2x13,2cm 5.2"x5.2"	57	1,00	15,60
jolly	1.2x26,6cm 0.5"x10.5"	4	-	0,23
bullnose lineare	6,5x26,6cm 2.5"x10.5"	57	-	14,40

SCATOLA BOX

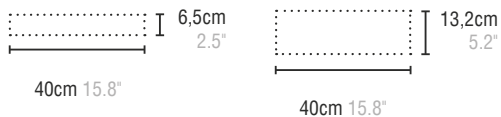
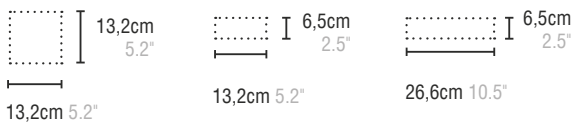


ARTICOLO ITEM	FORMATO SIZE	BOX	PZ	MQ	KG
genesi	6,5x26,6cm 2.5"x10.5"	50	2.850	50,00	760
genesi	6,5x13,2cm 2.5"x5.2"	95	5.510	47,50	760
genesi	6,5x40cm 2.5"x15.8"	50	1.900	50,00	800
genesi	13,2x40cm 5.2"x15.8"	50	950	50,00	800
genesi	13,2x13,2cm 5.2"x5.2"	50	2.850	50,00	760
bucchero	6,5x26,6cm 2.5"x10.5"	50	2.850	50,00	740
bucchero	6,5x40cm 2.5"x15.8"	50	1.900	50,00	800
bucchero	13,2x13,2cm 5.2"x5.2"	50	2.850	50,00	800

PALLET PALLET



Dimensioni Sizing



Pezzi speciali Special Pieces

bianco matt	GVS549M	● 04
bianco lucido	GVS533L	● 04
greige lucido	GVS535L	● 04
antracite lucido	GVS536L	● 04
perla lucido	GTD501L	● 04
cenere lucido	GTD502L	● 04
tortora lucido	GTD503L	● 04
acquamarina lucido	GTD504L	● 04
carta da zucchero lucido	GTD505L	● 04



jolly

1,2x26,6cm

0.5"×10.5"

bianco lucido	GVS505L	● 01
bianco matt	GVS501M	● 01



bullnose lineare

6,5x26,6cm

2.5"×10.5"

Abbinamenti consigliati Suggested Combinations

Logica - Pigmento - Confetti - Minima8.6 - Alchimia - Superfici20 - Modulo - Fuoricittà - Legnetti

