




Wizard

CERAMIC MOSAICS
SIZES AND GLAZES

Third Edition


CERAMIC MOSAICS: FASCINATE COLLECTION (Images show 1 sqf of pattern. Patterns can be ordered in any glaze combination.)





Bella Luna
Circles: Denim / Stars: Peat



Dacey
Petals: Sand / Background: Gloss White




Tiempo
Hourglass: Arctic / Eye: Sky



Flying Circles
Cross: Glacier / Eye: Peat / Dot: Halabaloo



Leaf
Spring




Scallops
Blue: Peat / Pale Green: Celdon / Aqua: Reef



Bubbles
Lt. Gray: Fleece / Med. Gray: Zinc
Dk. Gray: Iron City


CERAMIC MOSAICS: ANGULAR MOMENTUM COLLECTION (Images show 1 sqf of pattern. Patterns can be ordered in any glaze combination.)



Diamond 2x4
Gloss White




Diamond 3x6
High Society




Dart
Blue: Peat / Lt. Blue: Crystal / Med. Blue: Glacier



Chevron 2x6
Chalk



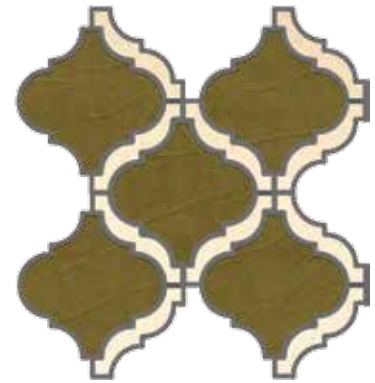
Modular Diamond
Gloss White / Speedway / Onyx



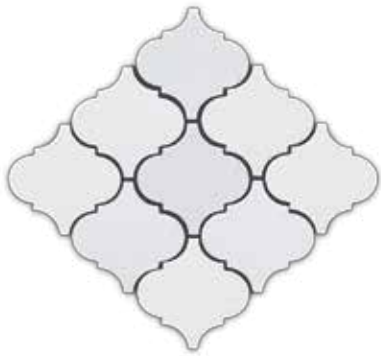
Picket 3x6
Halabaloo



Chicklet 4x4
Fleece



Moroccan Lattice
Moroccan: New Fern / Lattice: Polar




Moroccan 4x4
Gloss White / Vanilla Smile



Moroccan 6x6
Crystal




Oval Moroccan Lattice
Oval: Halabaloo / Lattice: Glacier




Oval Moroccan
Sand



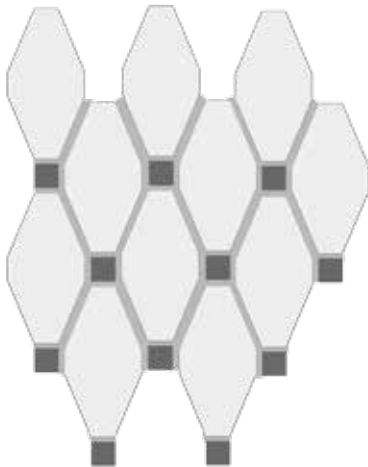
Clover and Star 6x6
Iris



Clover and Star 3x3
Clover: Down Under / Star: Speedway




Narrow Hexagon
Peat



Long Octagon and Dot 4x4
Long Octagon: Chalk / Dot: Down Under




Sarner Hex 3x3
Lt. Gray: Mountain Mist / Gray: Speedway
Dk. Gray: Down Under



Half Hex
Lt. Green: Celedon / Green: Moss
Dark Green: Black Magic



Hexagon 3x3
Sailor



Hexagon 4x4
Dew



Hexagon 6x6
Agate



Our mission is to enhance the built environment with handmade ceramics that engage, inspire, comfort and delight. From curves to corners, shapes set the tone and feeling within a space.

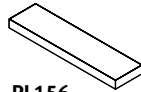
FIELD TILE SIZES (bullnose and square bullnose available on long, short and adjacent edges)



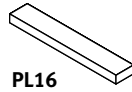
Dot
1 1/2" x 1 1/2"



PL153
1 1/2" x 3"

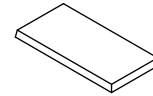


PL156
1 1/2" x 6"



PL16
1" x 6"

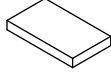
Beveled Edge



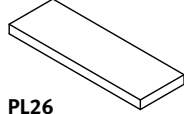
BV36
3" x 6"



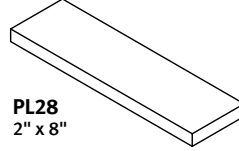
PL22
2" x 2"



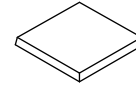
PL24
2" x 4"



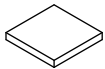
PL26
2" x 6"



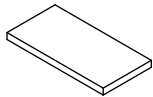
PL28
2" x 8"



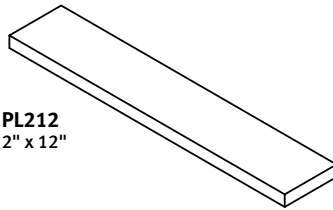
BV44
4" x 4"



PL33
3" x 3"

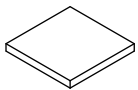


PL36
3" x 6"

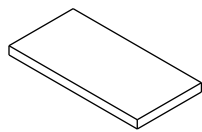


PL212
2" x 12"

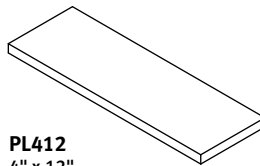
Variation is intrinsic to the beauty and warmth of handmade ceramic tile; expect tile to vary slightly in size, shape, and color. Approximate thickness of tile is 7/16 inch. Tile are intended for light residential use indoors.



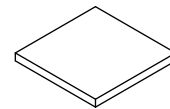
PL44
4" x 4"



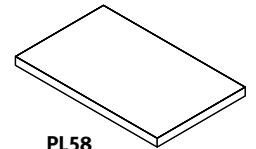
PL48
4" x 8"



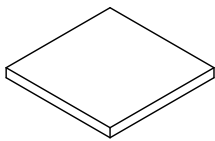
PL412
4" x 12"



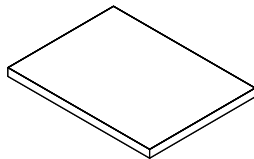
PL55
5" x 5"



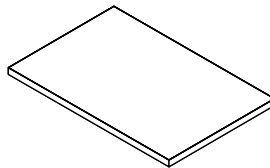
PL58
5" x 8"



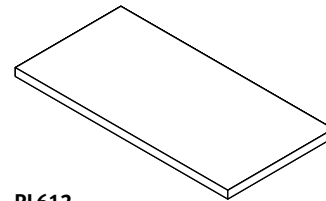
PL66
6" x 6"



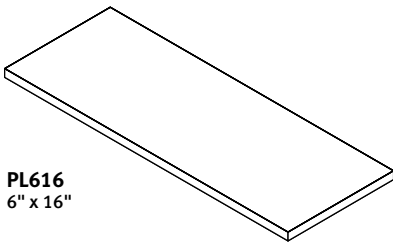
PL68
6" x 8"



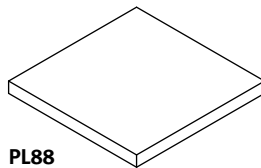
PL69
6" x 9"



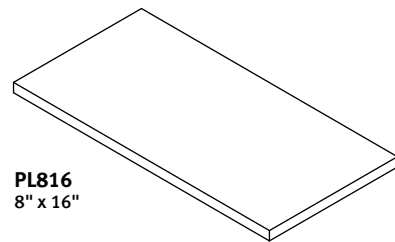
PL612
6" x 12"



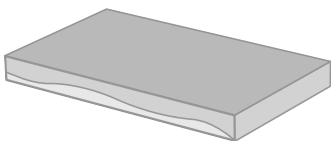
PL616
6" x 16"




PL88
8" x 8"



PL816
8" x 16"



Square Bullnose



Bullnose

Bullnose and Square Bullnose available on long, short and adjacent edges.

Our soothing surfaces are the alchemy of natural materials and careful craftsmanship. The union of art glazes and handmade tile creates unique environments that are alive with unmatched character and charm.




SOLID GLAZES (Price Tier 1)



Gloss White M-200 (MIN)



Arctic RC-2262-F (MOD)




Indigo M-288-D (MOD)



Thistle RC-3899-F (MOD)




Rain Drop RC-3872-D (MOD)



Seafoam M-137-C (MOD)



Key Lime RC-2588-A (MOD)




Walnut RC-3890-B (MOD)



Cream A-165 (MIN)



Tranquility RC-2596-A (MOD)



Pesto RC-1969-D (MOD)



Onyx A-164 (MIN)



Chinchilla RC-863-C (MOD)



Melon RC-740-F (MOD)



Spring RC-351-B (MOD)



Twilight RC-245-C (MOD)



Sky M-230-I (MOD)




Sorrel RC-352-D (MOD)


KEY TO GLAZE LABELS:

Glaze Name *Number* (VARIATION)

MATTE GLAZES (Price Tier 2)



Matte Black RC-2876-E (MOD)




Pewter A-217 (MOD)




Cloud RC-3343-A (MOD)



Chalk M-488 (MIN)



Agate RC-812-A (MOD)




Fawn RC-712-A (MOD)




Bone RC-499 (MIN)

Variation is intrinsic to the beauty and warmth of handmade ceramic tile. Because of slight differences in raw materials, atmospheric conditions and kiln loads, each run may have shifts in color, crackle pattern and other characteristics. Differences in size, shape, and glaze color from tile to tile and even within a single tile are intentional and should be expected. The reference diagrams at right show the possible variation ranges. Each glaze image has a label to communicate the amount of variation one can expect from a glaze.


Due to limitations of the printing process, the colors you see here may not be a totally accurate description of the actual product. Images are intended as a guide only, and should not be used to order. No single tile can properly represent the entire character of a glaze. It is important to have a sample composed of several tiles when making final glaze selections.




Minimal (MIN)



Moderate (MOD)



High (HIGH)



Intentional (INT)

GLOSS CRACKLE GLAZES (Price Tier 2)



Iris RC-402-A Black (MOD)



Crystal M-493 Clear (MOD)



Polar A-867 Clear (MOD)




Buff RC-521-I Black (MOD)



Sailor RC-2560-A Clear (MOD)



Winter Haven RC-4145-A Clear (MOD)



Cider RC-3686-C Clear (MOD)



Dune M-524 Clear (HIGH)



Splash RC-2573-J Clear (MOD)



Celadon RC-334-B Clear (MOD)



Chardonnay RC-3686-A Clear (MOD)



Citrus RC-756-B Black (MOD)




Glacier RC-1017-A Clear (MOD)



Majorca RC-2459-A Clear (MOD)



Sand M-481-D Clear (HIGH)



Geneva Gold RC-1046-A Clear (MOD)



Peat RC-786-F Black (MOD)




Oasis M-518 Black (MOD)



Peach M-494-C Sepia (MOD)



Root M-436-E Clear (MOD)



Denim RC-415-B Clear (MOD)




Moss RC-415-E Black (MOD)



Camellia RC-3849-C Clear (MOD)



Tobacco RC-2538-D Clear (MOD)



Island RC-2567-A Clear (MOD)



Pistachio RC-4022-F Clear (MOD)



High Society RC-3871-A Clear (MOD)



Cinnamon RC-3773-E Clear (MOD)



Tropic M-521-B Black (MOD)



Dew M-492 Black (HIGH)



Spring Lavender RC-1704-A Clear (HIGH)




Wind Jammer RC-6056-A Clear (HIGH)




Greenling RC-3884-B Clear (MOD)



New Fern RC-5126-G Clear (HIGH)



Empire RC-3855-B Clear (HIGH)



Rain Forest RC-2544-H Clear (MOD)



Torrey Pine RC-1038-A Clear (HIGH)

KEY TO GLAZE LABELS:
Name Number Crackle Stain (VARIATION)

Crackle glaze patterns are enhanced with an ink sealer prior to shipment. Specify black, sepia or clear. We recommend sealing crackle glazes after installation, especially in applications that may be exposed to water.


GLOSS CRACKLE GLAZES (Price Tier 2)




White Crackle RC-290 Black (MIN)



Coal RC-4038-C Clear (MOD)




Celestial IF-3 Clear (MOD)




Andaman Sea RC-2566-E Clear (HIGH)




Fleece RC-269-A Clear (MOD)



Zinc RC-3867-F Clear (MOD)



Night Channel RC-6057 Clear (HIGH)



Halabaloo RC-6054-A Clear (HIGH)



Spring Rain RC-6053-A Clear (HIGH)



Iron City RC-3983-B Clear (MOD)



Black Magic RC-579-A Clear (HIGH)



Catalina RC-4998-B Clear (HIGH)



Skysail RC-6055-A Clear (HIGH)



Woody RC-1029-E Clear (MOD)

KEY TO GLAZE LABELS: Name Number Crackle Stain (VARIATION)

Crackle glaze patterns are enhanced with an ink sealer prior to shipment. Specify black, sepia or clear. We recommend sealing crackle glazes after installation, especially in applications that may be exposed to water.

METALLIC, WASH AND WATERCOLOR GLAZES (Price Tier 3)



Bronze C/02 Metallic (HIGH)



Vanilla Smile LG-88 Watercolor (MIN)



Feather LG-118 Watercolor (INT)



Sepia LG-109 Watercolor (INT)



Gunmetal C/05 Metallic (HIGH)



Herb LG-119 Watercolor (INT)



Wave LG-117 Watercolor (INT)



Cement LG-123 Watercolor (INT)



Tea LG-108 Wash (INT)



Chiffon LG-110 Watercolor (INT)



Lake LG-112 Watercolor (INT)




Cashmere LG-102 Wash (INT)



Creek LG-121 Watercolor (INT)



Ostrich LG-114 Watercolor (INT)



The craft of tile making is about taking the time to get the details right. With trims and borders, caps and crowns, we have the tile to complete any space.



DECOS AND PATTERNS (samples on this page shown in glaze Iron City, Gloss Crackle)



Deco 16-446
1/2" x 6"



Deco 16-7
1" x 6"



Deco 16-447
1" x 6"



Deco 16-8
1" x 6"




Liner 16-479
2" x 6"



Deco 26-448
2" x 6"




Deco 26-3
2" x 6"



Deco 46-4
4" x 6"



Deco 36-1
3" x 6"



Deco 36-10
3" x 6"



Deco 48-707
4" x 8"



Deco 48-462
4" x 8"

Ribbons & Feathers




R&F44-27
4 1/8" x 4 1/8"




Base 417
4" x 6"

Iron Grate




IG44-16
4" x 4"

Tin



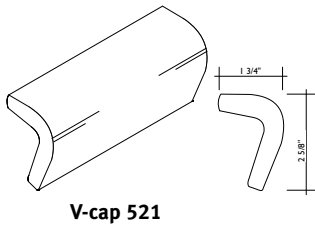
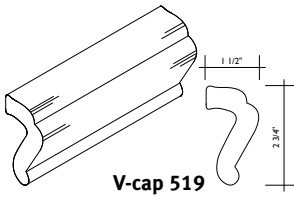
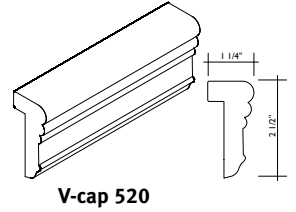
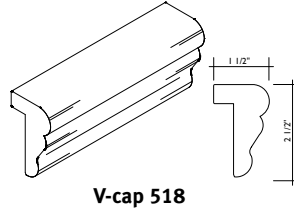
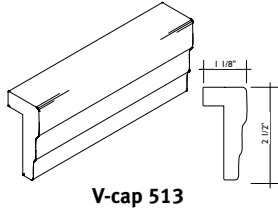
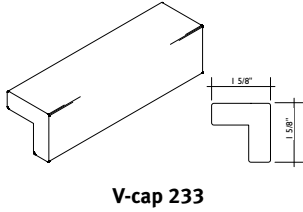
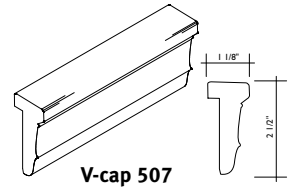
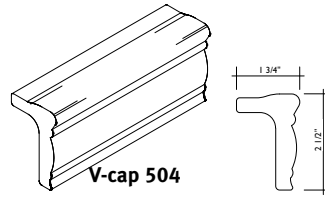
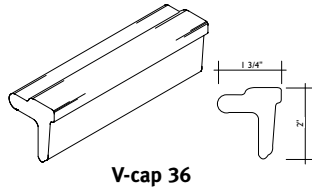
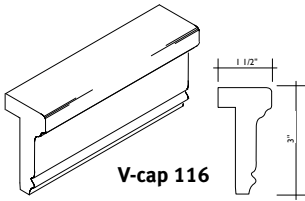
TIN44-452
4" x 4"

Lattice

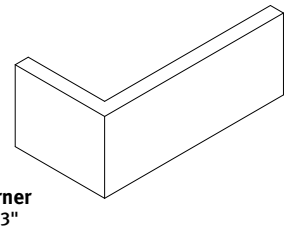


LAT44-453
4 1/4" x 4 1/4"

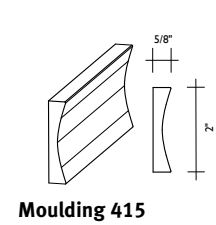
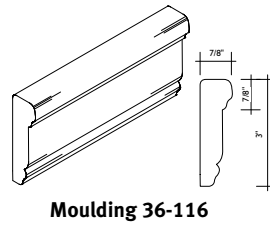
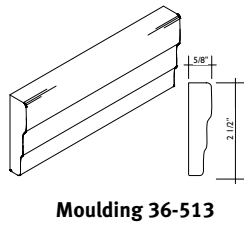
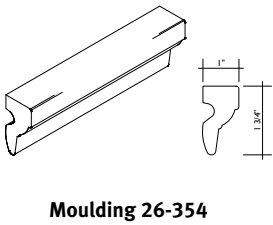
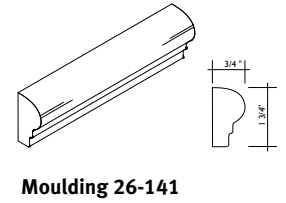
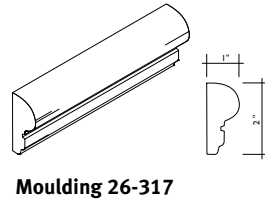
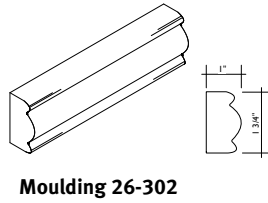
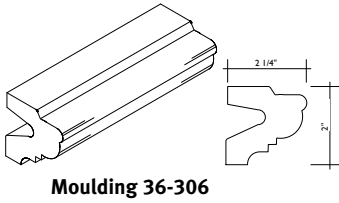
UNIVERSAL V-CAPS (furnished in 6 inch lengths and available in the stop end or stop & return end styles shown below right)



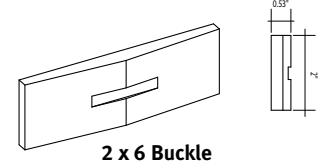
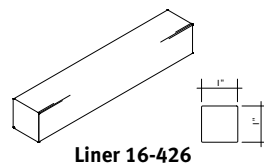
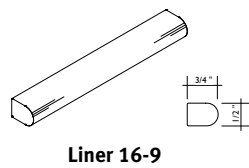
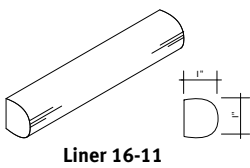
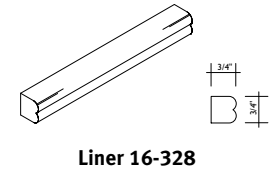
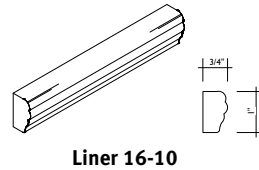
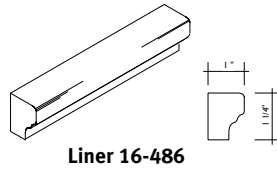
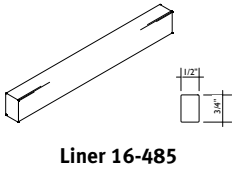
All universal trim
furnished in 6" lengths.



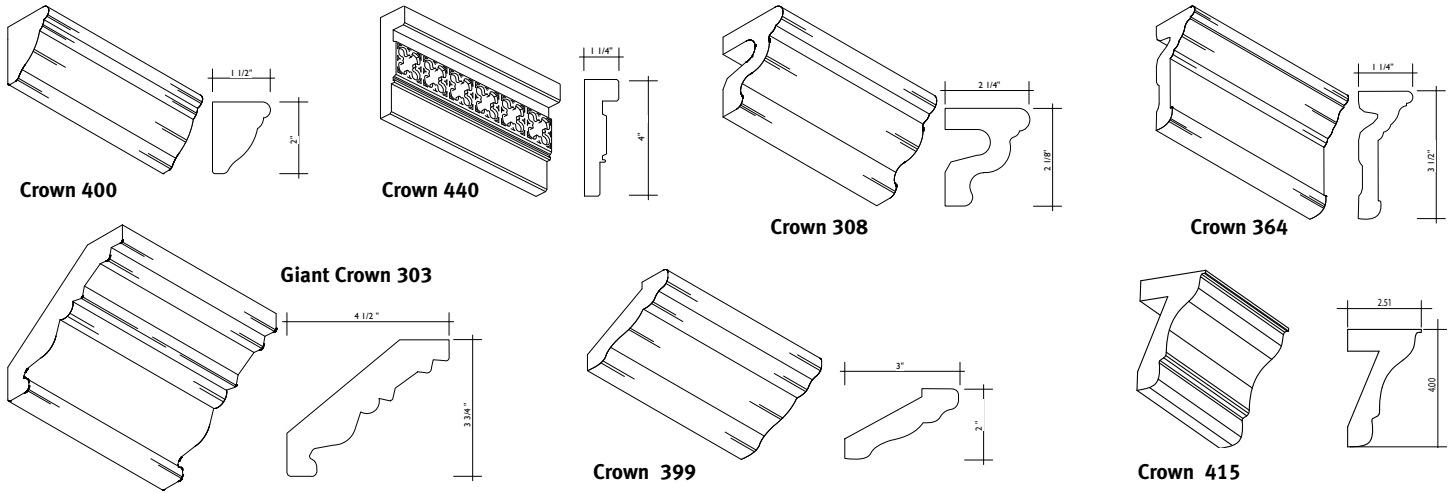
UNIVERSAL MOULDINGS (furnished in 6 inch lengths and available in the stop end or stop & return end styles shown at right)



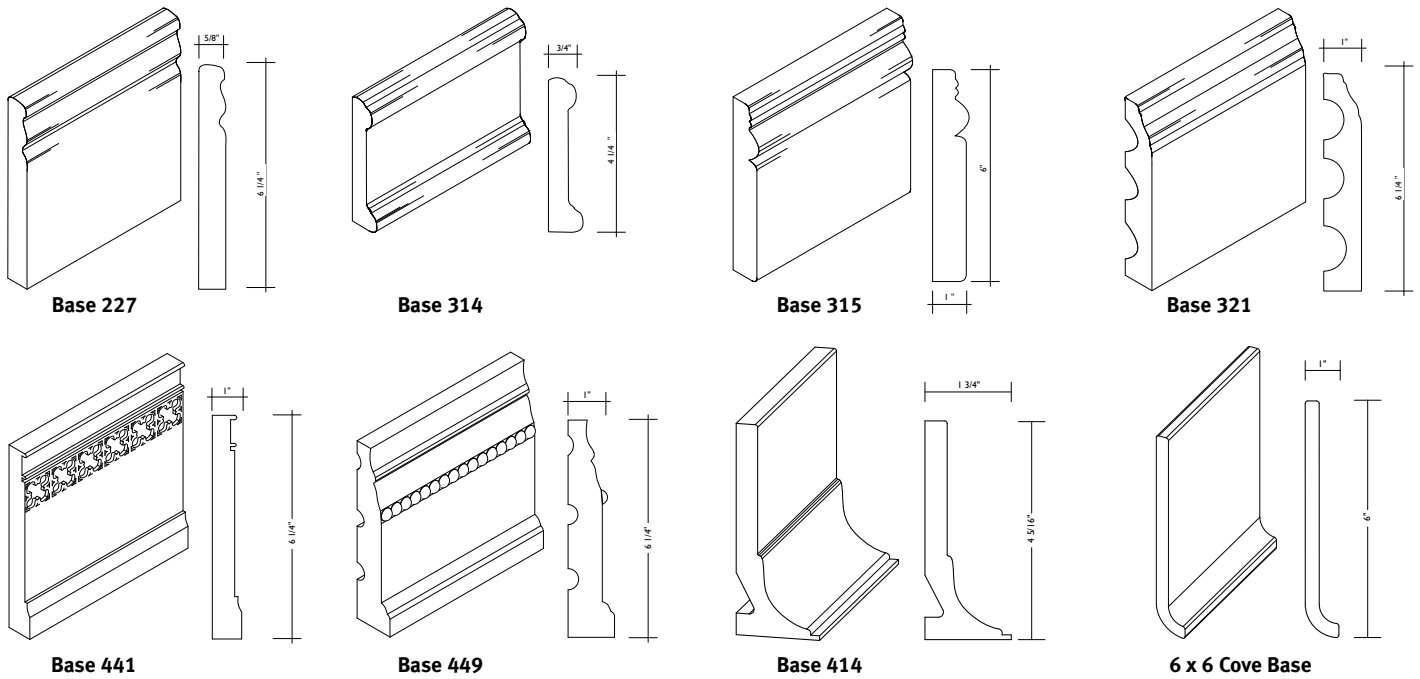
UNIVERSAL LINERS (furnished in 6 inch lengths and available in the stop end or stop & return end styles shown at right)



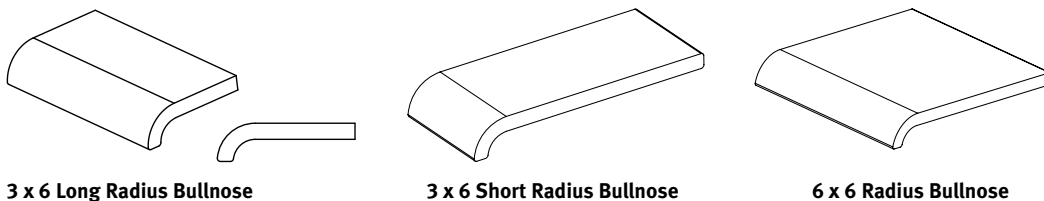
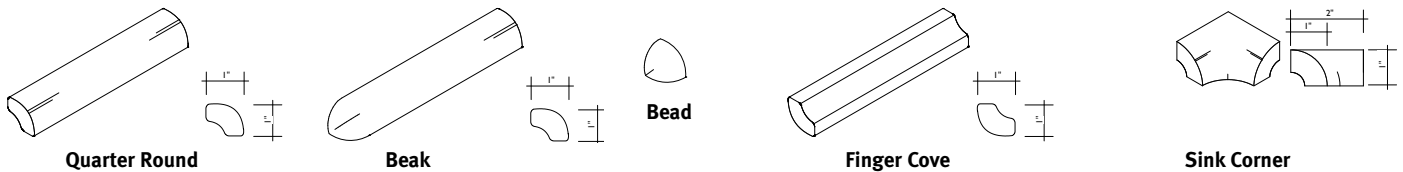
UNIVERSAL CROWNS (furnished in 6 inch lengths and available in the stop end or stop & return end styles shown below)



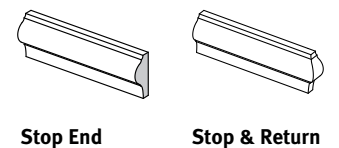
UNIVERSAL BASES (furnished in 6 inch lengths and available in the stop end or stop & return end styles shown below)



QUARTER ROUND TRIMS



TRIM END STYLES



Mouldings, V-caps, liners, crowns and bases available in either end style

WIZARD SPECIFICATIONS

Wizard is a handmade white body ceramic tile made in Los Angeles, California. It comes in over 100 glaze colors and a wide variety of sizes, patterns and trim parts are available on a made to order basis. A selection of parts and glazes are also held in stock.

As it is a handmade tile, it will vary slightly in size and thickness. The tile surface and grout lines will not always be straight and square. Glazes will vary in brightness, color, and texture. These features are intrinsic to the beauty of Wizard tile's handmade process and are intentional.

Field Tile Properties

Thickness	7/16"
Size Variance	+/- 1/16"
Recommended Grout Joint	1/16" to 1/8"
Weight per Sqf	4 1/2 lbs
Clay Body	White Talc
DCOF Rating	.22
Fire Rating	Class A
Flame Spread Rating	0

Sustainability

Our facilities are located in Los Angeles California, and operate under the strictest environmental regulations in the country. Wizard facilities recycle 100% of the water and clay used in the production of Wizard tile.

Wizard tile may qualify for the following LEED points:

MR 5.1/5.2: Regional Materials (2 points)

EQ 4.2: Low-Emitting Materials (1 point)

Usage

Wizard Tile is suitable for Light Use Residential wall and floor installation, and can be used in wet areas including showers and steam showers. Wizard Tile may also be used in non-floor commercial installations.

If you have questions about the suitability for a particular project please contact Wizard Enterprise.

Installation

Wizard Tile is installed as you would install any tile and does not require any special materials or tools. We recommend setting Wizard Tile with a 1/16 to 1/8 inch joint with un-sanded grout.

Crackle Glazes are pre-sealed in the factory for installation. **Tile will need to be sealed again after installation when the grout is sealed.** We recommend Miracle Sealants Porous Plus or any quality penetrating sealer.

Consult the current TCNA Tile Installation handbook for the proper installation method for your application.

Maintenance and Care

Wizard Tile may be cleaned with any non-abrasive household hard surface cleaning products. Acidic or caustic cleaners are not recommended.

Crackle glazes in wet areas will require periodic sealing per sealer manufactures recommendations, usually yearly.

Lead Time

Stock Orders ship in approximately 1 week. Made-to-Orders projects ship in approximately 5 weeks. Large or custom projects over 2,000 sq. ft. will take 6-8 weeks or longer (please call Customer Service at 323-756-8430 for estimate).

Please consult wizardenterprise.com for more detailed specifications for the Wizard Product line.

Popular Sizes and Weights

Product	Description	Pieces	Weight
PL16	1x6 Field	24	4.5
PL22	2x2 Field	39	4.5
PL26	2x6 Field	12	4.5
PL24	2x4 Field	18	4.5
PL28	2x8 Field	6	4.5
PL212	2x12 Field	6	4.5
PL33	3x3 Field	16	4.5
PL36	3x6 Field	8	4.5
PL44	4x4 Field	9	4.5
Scallop	4x8 Field	4.5	4.5
PL48	6x6 Field	4	4.5
PL66	4x4 Scallop	13	4.5
Moroccan 6x6	6x6 Moroccan Field	7	4.5
Clover and Star 6x6	6x6 Clover and Star	7	4.5

