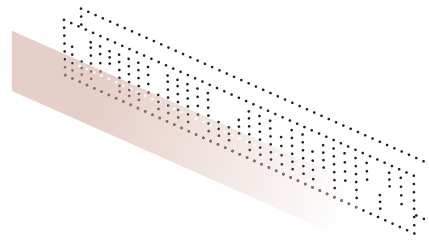


QUINTESSENZA CERAMICHE S.r.l.

Via Ghiarola Nuova, 140
41042 Fiorano (MO) Italia
tel.+39 0536 91 01 31
info@quintessenzaceramiche.it
www.quintessenzaceramiche.it

PIGMENTO




Celebrazione del colore

Il colore diventa con Pigmento strumento e protagonista progettuale, grazie ad una collezione in grés porcellanato di piccolo formato composta da ben 11 tonalità, progettate per vivere come campiture colorate ma anche calibrate per integrarsi in infinite combinazioni, che ne ampliano le potenzialità e diventano un vero strumento espressivo per designer e progettisti.

A celebration of colour

Colour has now become a major design element and tool thanks to Pigmento, the small format, porcelain stoneware collection that offers no less than 11 different colours, specifically designed to act as coloured backgrounds, but also calibrated so they can be combined in endless combinations that amplify their potential and make them a highly expressive tool for both designers and architects.

Gres porcellanato
Porcelain stoneware

6X37CM
2.4"X14.5" 

9MM 

Stonalizzato
Shade Variations

11 colori, infinite possibilità

Il delicato andamento della superficie opaca e la ricchezza delle nuance cromatiche generano oltre 60 toni diversi per ciascuno degli 11 colori della collezione.

Le infinite combinazioni di colore di Pigmento rappresentano una sfida per la creatività, mentre la sua decisa stonalizzazione fa di ogni campitura monocroma un mosaico di sfumature.

La collezione è arricchita dal decoro Lustro, che stende sul colore un velo lucido, per innesti di luce sparsi o disegni tono su tono.

11 colours, endless possibilities

The delicate effect of its matt surfaces and the richness of its hues generate over 60 different faces for each of the 11 colours in the collection.

Pigmento's infinite colour combinations are a challenge to creativity, while its decisive tone variation makes every monochrome background a mosaic of different shades.

The Lustro decoration adds a gloss finish to the colour to create a scattered inlay of light points and tone-on-tone patterns.






terra, beige, lustro beige





nero, fango, grigio, bianco



fango, grigio, bianco



bianco, azzurro, lustro azzurro



bianco, azzurro, lustro azzurro, ocra



bianco, verde, lustro verde




grigio




grigio, fango




bianco, grigio, fango, verde, terra



bianco, ocra, malva



malva



ocra



blu

bianco

grigio

fango

nero

malva

beige

ocra

terra

verde

azzurro


blu

BIANCO

SCHEMI DI POSA CONSIGLIATI SUGGESTED LAYING SCHEMES

Gres porcellanato
Porcelain stoneware

6X37CM
2.4"X14.5"




9MM

Stonalizzato
Shade Variations




PGM101M ■07

DECORO DECOR




Lustro

PGM301L ●13




100% BIANCO

FUGABELLA COLOR 04




25% BIANCO | 25% NERO | 25% FANGO | 25% GRIGIO

FUGABELLA COLOR 06



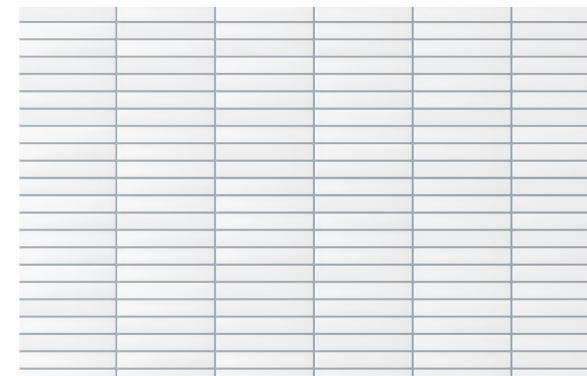
100% BIANCO

FUGABELLA COLOR 50




55% BIANCO | 25% AZZURRO | 20% BLU

FUGABELLA COLOR 06




100% BIANCO

FUGABELLA COLOR 14




65% BIANCO | 35% MALVA

FUGABELLA KERAKOLL 04



100% BIANCO

FUGABELLA COLOR 11



75% BIANCO | 25% TERRA

FUGABELLA COLOR 04

STUCCHI CONSIGLIATI SUGGESTED GROUTS

FUGA CONSIGLIATA: 3MM SUGGESTED JOINT:3MM

Kerakoll

Mapei

Laticrete

TONO SU TONO
TONE ON TONE



FUGABELLA COLOR 04



MOON WHITE 103



BRIGHT WHITE 44

A CONTRASTO
CONTRASTING



FUGABELLA COLOR 50



RICH BROWN 146



SANDSTONE 34



FUGABELLA COLOR 14



TORNADO 174



SLATE GREY 91



FUGABELLA COLOR 11



ANTHRACITE 114




RAVEN 45

GRIGIO

SCHEMI DI POSA CONSIGLIATI SUGGESTED LAYING SCHEMES

Gres porcellanato
Porcelain stoneware

6X37CM
2.4"X14.5"




9MM

Stonalizzato
Shade Variations




PGM102M ■ 07

DECORO DECOR




Lustro

PGM302L ● 13



100% GRIGIO

FUGABELLA COLOR 06




25% GRIGIO | 25% FANGO | 25% NERO | 25% VERDE

FUGABELLA COLOR 06




100% GRIGIO

FUGABELLA COLOR 29




55% GRIGIO | 25% FANGO | 20% BIANCO

FUGABELLA COLOR 06




100% GRIGIO

FUGABELLA COLOR 14




65% GRIGIO | 35% MALVA

FUGABELLA COLOR 06



100% GRIGIO

FUGABELLA COLOR 16



75% GRIGIO | 25% BIANCO

FUGABELLA COLOR 06

STUCCHI CONSIGLIATI SUGGESTED GROUTS

FUGA CONSIGLIATA: 3MM SUGGESTED JOINT: 3MM

Kerakoll

Mapei

Laticrete

TONO SU TONO
TONE ON TONE



A CONTRASTO
CONTRASTING




FANGO

SCHEMI DI POSA CONSIGLIATI SUGGESTED LAYING SCHEMES

Gres porcellanato
Porcelain stoneware

6X37CM
2.4"X14.5"



9MM

Stonalizzato
Shade Variations




PGM103M ■07

DECORO DECOR




Lustro

PGM303L ●13




100% FANGO

FUGABELLA COLOR 09




25% FANGO | 25% BIANCO | 25% GRIGIO | 25% MALVA

FUGABELLA COLOR 06



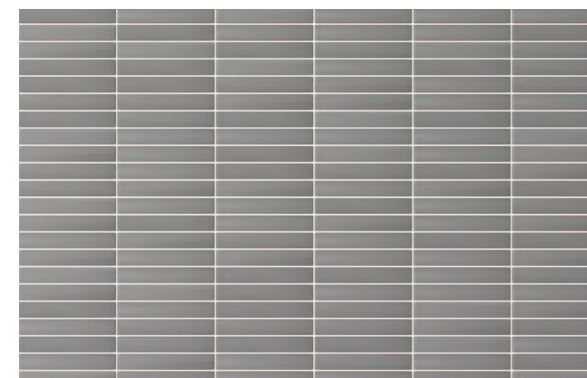
100% FANGO

FUGABELLA COLOR 29




55% FANGO | 25% AZZURRO | 20% NERO

FUGABELLA COLOR 06




100% FANGO

FUGABELLA COLOR 43



65% FANGO | 35% BEIGE

FUGABELLA COLOR 09



100% FANGO

FUGABELLA COLOR 04



75% FANGO | 25% NERO

FUGABELLA COLOR 09

STUCCHI CONSIGLIATI SUGGESTED GROUTS

Kerakoll

Mapei

Laticrete

TONO SU TONO
TONE ON TONE



FUGABELLA COLOR 09



BARDIGLIO GREY 282



DUSTY GREY 60

A CONTRASTO
CONTRASTING



FUGABELLA COLOR 29



ALMOND 138



BUTTER CREAM 81



FUGABELLA COLOR 43



CARRIBEAN 137



LIGHT PEWTER 90



FUGABELLA COLOR 04



MOON WHITE 103




BRIGHT WHITE 44

NERO

SCHEMI DI POSA CONSIGLIATI SUGGESTED LAYING SCHEMES

Gres porcellanato
Porcelain stoneware

6X37CM
2.4"X14.5"



9MM

Stonalizzato
Shade Variations




PGM104M ■ 07

DECORO DECOR




Lustro

PGM304L ● 13




100% NERO

FUGABELLA COLOR 11




25% NERO | 25% TERRA | 25% BIANCO | 25% FANGO

FUGABELLA COLOR 06




100% NERO

FUGABELLA COLOR 41




55% NERO | 25% MALVA | 20% GRIGIO

FUGABELLA COLOR 06




100% NERO

FUGABELLA COLOR 16



65% NERO | 35% OCRA

FUGABELLA COLOR 11



100% NERO

FUGABELLA COLOR 43



75% NERO | 25% BIANCO

FUGABELLA COLOR 09

STUCCHI CONSIGLIATI SUGGESTED GROUTS

FUGA CONSIGLIATA: 3MM SUGGESTED JOINT: 3MM

Kerakoll

Mapei

Laticrete

TONO SU TONO
TONE ON TONE



FUGABELLA COLOR 11

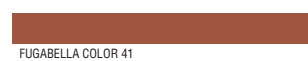


ANTHRACITE 114



RAVEN 45

A CONTRASTO
CONTRASTING



FUGABELLA COLOR 41



TERRACOTTA 143



COPPER BEECH 36



FUGABELLA COLOR 16



SPACE BLU 172



CHAMBRAY 37



FUGABELLA COLOR 43



CARRIBEAN 137




LIGHT PEWTER 90

MALVA

SCHEMI DI POSA CONSIGLIATI SUGGESTED LAYING SCHEMES

Gres porcellanato
Porcelain stoneware

6X37CM
2.4"X14.5"



9MM

Stonalizzato
Shade Variations




PGM105M ■07

DECORO DECOR




Lustro

PGM305L ●13




100% MALVA

FUGABELLA COLOR 50




25% MALVA | 25% BIANCO | 25% GRIGIO | 25% AZZURRO

FUGABELLA COLOR 06



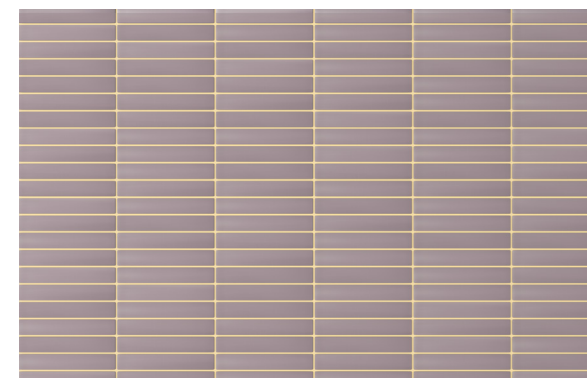
100% MALVA

FUGABELLA COLOR 14



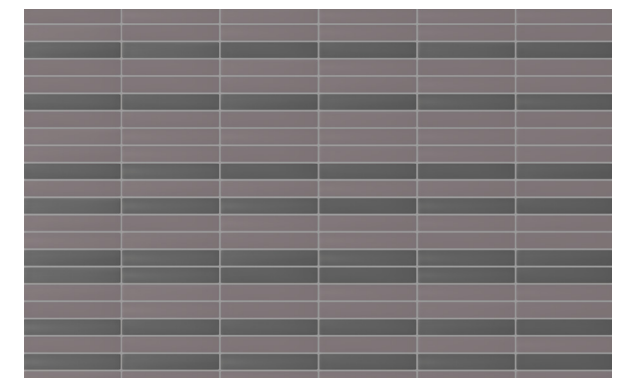
55% MALVA | 25% GRIGIO | 20% BIANCO

FUGABELLA COLOR 06




100% MALVA

FUGABELLA COLOR 29




65% MALVA | 35% NERO

FUGABELLA COLOR 06



100% MALVA

FUGABELLA COLOR 04



75% MALVA | 25% OCRA

FUGABELLA COLOR 06

STUCCHI CONSIGLIATI SUGGESTED GROUTS

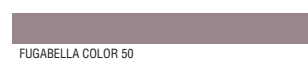
FUGA CONSIGLIATA: 3MM SUGGESTED JOINT:3MM

Kerakoll

Mapei

Laticrete

TONO SU TONO
TONE ON TONE



FUGABELLA COLOR 50



RICH BROWN 146



SANDSTONE 34

A CONTRASTO
CONTRASTING



FUGABELLA COLOR 14



TORNADO 174



SLATE GREY 91



FUGABELLA COLOR 29



ALMOND 138



BUTTER CREAM 81



FUGABELLA COLOR 04



MOON WHITE 103




BRIGHT WHITE 44

BEIGE

SCHEMI DI POSA CONSIGLIATI SUGGESTED LAYING SCHEMES


Gres porcellanato
Porcelain stoneware

6X37CM
2.4"X14.5"




9MM

Stonalizzato
Shade Variations




PGM110M ■07

DECORO DECOR




Lustro

PGM310L ●13




100% BEIGE

FUGABELLA COLOR 43




25% BEIGE | 25% BIANCO | 25% OCRA | 25% FANGO

FUGABELLA COLOR 06



100% BEIGE

FUGABELLA COLOR 19




55% BEIGE | 25% BIANCO | 20% GRIGIO

FUGABELLA COLOR 06




100% BEIGE

FUGABELLA COLOR 41



65% BEIGE | 35% BIANCO

FUGABELLA COLOR 06



100% BEIGE

FUGABELLA COLOR 16



75% BEIGE | 25% NERO

FUGABELLA COLOR 06

STUCCHI CONSIGLIATI SUGGESTED GROUTS

FUGA CONSIGLIATA: 3MM SUGGESTED JOINT:3MM

Kerakoll

Mapei

Laticrete

TONO SU TONO
TONE ON TONE



FUGABELLA COLOR 43



CARRIBEAN 137



LIGHT PEWTER 90

A CONTRASTO
CONTRASTING



FUGABELLA COLOR 19



TORNADO 174



TWILIGHT BLUE 53



FUGABELLA COLOR 41



TERRACOTTA 143



COPPER BEECH 36



FUGABELLA COLOR 16



SPACE BLU 172




CHAMBRAY 37

OCRA

SCHEMI DI POSA CONSIGLIATI SUGGESTED LAYING SCHEMES


Gres porcellanato
Porcelain stoneware

6X37CM
2.4"X14.5"



9MM

Stonalizzato
Shade Variations




PGM109M ■07

DECORO DECOR




Lustro

PGM309L ●13




100% OCRA

FUGABELLA COLOR 29




25% OCRA | 25% BIANCO | 25% GRIGIO | 25% AZZURRO

FUGABELLA COLOR 06



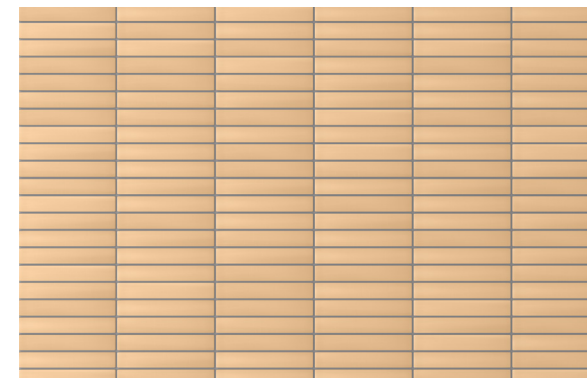
100% OCRA

FUGABELLA COLOR 14




55% OCRA | 25% BIANCO | 20% BEIGE

FUGABELLA COLOR 06




100% OCRA

FUGABELLA COLOR 09




65% OCRA | 35% GRIGIO

FUGABELLA COLOR 06



100% OCRA

FUGABELLA COLOR 04



75% OCRA | 25% TERRA

FUGABELLA COLOR 06

STUCCHI CONSIGLIATI SUGGESTED GROUTS

FUGA CONSIGLIATA: 3MM SUGGESTED JOINT:3MM

Kerakoll

Mapei

Laticrete

TONO SU TONO
TONE ON TONE



A CONTRASTO
CONTRASTING




TERRA

SCHEMI DI POSA CONSIGLIATI SUGGESTED LAYING SCHEMES


Gres porcellanato
Porcelain stoneware

6X37CM
2.4"X14.5"



9MM

Stonalizzato
Shade Variations




PGM108M ■07

DECORO DECOR




Lustro

PGM308L ●13




100% TERRA

FUGABELLA COLOR 41



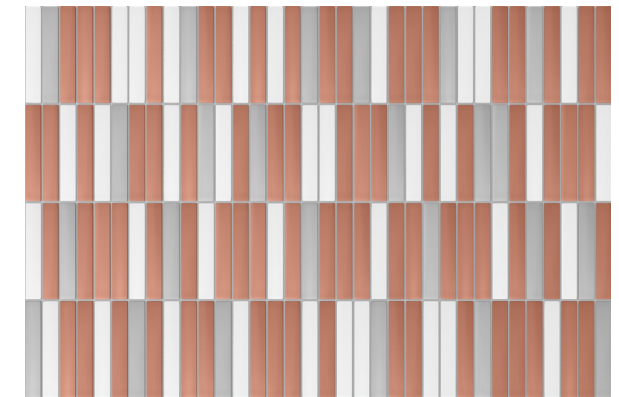
25% TERRA | 25% OCRA | 25% BEIGE | 25% BIANCO

FUGABELLA COLOR 06




100% TERRA

FUGABELLA COLOR 16




55% TERRA | 25% BIANCO | 20% GRIGIO

FUGABELLA COLOR 06




100% TERRA

FUGABELLA COLOR 43




65% TERRA | 35% BEIGE

FUGABELLA COLOR 06



100% TERRA

FUGABELLA COLOR 19



75% TERRA | 25% BLU

FUGABELLA COLOR 06

STUCCHI CONSIGLIATI SUGGESTED GROUTS

FUGA CONSIGLIATA: 3MM SUGGESTED JOINT:3MM

Kerakoll

Mapei

Laticrete

TONO SU TONO
TONE ON TONE



FUGABELLA COLOR 41



TERRACOTTA 143



COPPER BEECH 36

A CONTRASTO
CONTRASTING



FUGABELLA COLOR 16



SPACE BLU 172



CHAMBRAY 37



FUGABELLA COLOR 43



CARRIBEAN 137



LIGHT PEWTER 90



FUGABELLA COLOR 19



TORNADO 174




TWILIGHT BLUE 53

VERDE

SCHEMI DI POSA CONSIGLIATI SUGGESTED LAYING SCHEMES

Gres porcellanato
Porcelain stoneware

6X37CM
2.4"X14.5"



9MM

Stonalizzato
Shade Variations




PGM107M ■07

DECORO DECOR




Lustro

PGM307L ●13




100% VERDE

FUGABELLA COLOR 19




25% VERDE | 25% BIANCO | 25% GRIGIO | 25% FANGO

FUGABELLA COLOR 06



100% VERDE

FUGABELLA COLOR 41



55% VERDE | 25% OCRA | 20% BEIGE

FUGABELLA COLOR 06




100% VERDE

FUGABELLA COLOR 43




65% VERDE | 35% BIANCO

FUGABELLA COLOR 06



100% VERDE

FUGABELLA COLOR 04



75% VERDE | 25% TERRA

FUGABELLA COLOR 19

STUCCHI CONSIGLIATI SUGGESTED GROUTS

FUGA CONSIGLIATA: 3MM SUGGESTED JOINT:3MM

Kerakoll

Mapei

Laticrete

TONO SU TONO
TONE ON TONE



FUGABELLA COLOR 19



TORNADO 174



TWILIGHT BLUE 53

A CONTRASTO
CONTRASTING



FUGABELLA COLOR 41



TERRACOTTA 143



COPPER BEECH 36



FUGABELLA COLOR 43



CARRIBEAN 137



LIGHT PEWTER 90



FUGABELLA COLOR 04



MOON WHITE 103




BRIGHT WHITE 44

AZZURRO

SCHEMI DI POSA CONSIGLIATI SUGGESTED LAYING SCHEMES

Gres porcellanato
Porcelain stoneware

6X37CM
2.4"X14.5"



9MM

Stonalizzato
Shade Variations




PGM106M ■ 07

DECORO DECOR




Lustro

PGM306L ● 13




100% AZZURRO

FUGABELLA COLOR 14




25% AZZURRO | 25% BIANCO | 25% GRIGIO | 25% FANGO

FUGABELLA COLOR 06



100% AZZURRO

FUGABELLA COLOR 16



55% AZZURRO | 25% BIANCO | 20% VERDE

FUGABELLA COLOR 06




100% AZZURRO

FUGABELLA COLOR 41




65% AZZURRO | 35% BLU

FUGABELLA COLOR 06



100% AZZURRO

FUGABELLA COLOR 04



75% AZZURRO | 25% GRIGIO

FUGABELLA COLOR 06

STUCCHI CONSIGLIATI SUGGESTED GROUTS

FUGA CONSIGLIATA: 3MM SUGGESTED JOINT: 3MM

Kerakoll

Mapei

Laticrete

TONO SU TONO
TONE ON TONE



FUGABELLA COLOR 14



TORNADO 174



SLATE GREY 91

A CONTRASTO
CONTRASTING



FUGABELLA COLOR 16



SPACE BLU 172



CHAMBRAY 37



FUGABELLA COLOR 41




TERRACOTTA 143



COPPER BEECH 36



FUGABELLA COLOR 04



MOON WHITE 103




BRIGHT WHITE 44

BLU

SCHEMI DI POSA CONSIGLIATI SUGGESTED LAYING SCHEMES

Gres porcellanato
Porcelain stoneware

6X37CM
2.4"X14.5"



9MM

Stonalizzato
Shade Variations




PGM111M ■07

DECORO DECOR




Lustro

PGM311L ●13




100% BLU

FUGABELLA COLOR 16




25% BLU | 25% AZZURRO | 25% GRIGIO | 25% BIANCO

FUGABELLA COLOR 06



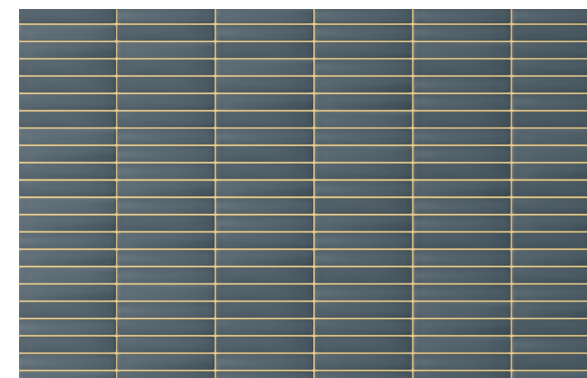
100% BLU

FUGABELLA COLOR 41



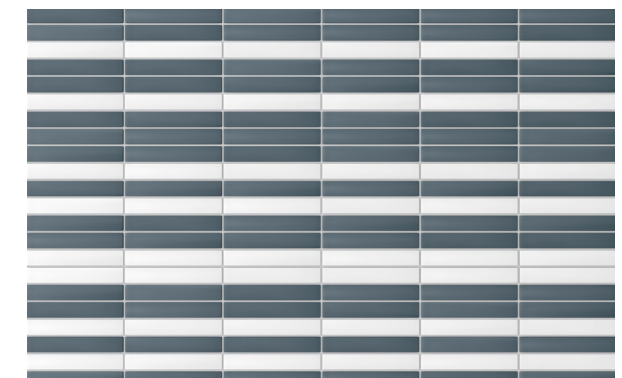
55% BLU | 25% AZZURRO | 20% GRIGIO

FUGABELLA COLOR 06




100% BLU

FUGABELLA COLOR 29




65% BLU | 35% BIANCO

FUGABELLA COLOR 06



100% BLU

FUGABELLA COLOR 43



75% BLU | 25% OCRA

FUGABELLA COLOR 06

STUCCHI CONSIGLIATI SUGGESTED GROUTS

FUGA CONSIGLIATA: 3MM SUGGESTED JOINT:3MM

Kerakoll

Mapei

Laticrete

TONO SU TONO
TONE ON TONE



FUGABELLA COLOR 16



TORNADO 174



CHAMBRAY 37

A CONTRASTO
CONTRASTING



FUGABELLA COLOR 41



TERRACOTTA 143



COPPER BEECH 36



FUGABELLA COLOR 29



ALMOND 138



BUTTER CREAM 81



FUGABELLA COLOR 43



CARRIBEAN 137




LIGHT PEWTER 90

ABBINAMENTI COLORE COLOUR SUGGESTIONS

La gamma cromatica della collezione Pigmento è stata ideata per offrire la massima abbinabilità tra tutti i toni che la compongono. È possibile accostare i colori secondo la propria creatività, in modo praticamente illimitato. Ecco qualche esempio.

The Pigmento colour range has been specifically designed so that all the different tones in the collection match. The colours can be combined according to your own creativity and in a practically infinite number of ways. Here are some examples.

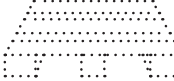


CARATTERISTICHE TECNICHE TECHNICAL FEATURES

		GRES PORCELLANATO SMALTATO glazed porcelain		
		NORMA standard	VALORE RICHIESTO required standards	PIGMENTO
DIMENSIONI dimensions	LUNGHEZZA E LARGHEZZA length and width	UNI-EN ISO 10545-2	± 0.6%	CONFORME compliant
	SPESORE thickness	UNI-EN ISO 10545-2	± 5%	CONFORME compliant
	RETTILINEITÀ DEGLI SPIGOLI straightness of sides	UNI-EN ISO 10545-2	± 0.5%	CONFORME compliant
	ORTOGONALITÀ rectangularity	UNI-EN ISO 10545-2	± 0.5%	CONFORME compliant
	PLANARITÀ CURVATURA DEL CENTRO surface flatness – centre curvature	UNI-EN ISO 10545-2	-	-
	PLANARITÀ CURVATURA DELLO SPIGOLO surface flatness – edge curvature	UNI-EN ISO 10545-2	-	-
	PLANARITÀ SVERGOLAMENTO surface flatness – warpage	UNI-EN ISO 10545-2	± 0.5%	CONFORME compliant
RESISTENZA ALLA FLESSIONE bending strenght	CARICO DI ROTTURA breaking of rupture	UNI-EN ISO 10545-4	> 1300 N (≥ 7,5 MM) > 700 N (< 7,5 MM)	CONFORME compliant
	MODULO DI ROTTURA modulus of rupture	UNI-EN ISO 10545-4	> 35 N/MM ² (≥ 7,5 MM)	CONFORME compliant
RESISTENZA ALL'ABRAZIONE DELLE PIASTRELLE SMALTATE resistance to abrasion of glazed tiles		UNI-EN ISO 10545-7	-	CLASSE 3 COLORI CHIARI CLASSE 2 COLORI SCURI class 3 light colors class 2 dark colors
ASSORBIMENTO D'ACQUA water absorption		UNI-EN ISO 10545-3	≤ 0,5 %	CONFORME compliant
RESISTENZA DEI COLORI ALLA LUCE colour resistance to light		DIN 51094	-	RESISTENTE resistant
COEFFICIENTE DI DILATAZIONE TERMICA LINEARE (100° C) linear thermal expansion coefficient (100° C)		UNI-EN ISO 10545-8	METODO DISPONIBILE test method available	METODO DISPONIBILE test method available
RESISTENZA AGLI SBALZI TERMICI thermal shock resistance		UNI-EN ISO 10545-9	-	RESISTENTE resistant
RESISTENZA AL GELO frost resistance		UNI-EN ISO 10545-12	-	RESISTENTE resistant
RESISTENZA AL CAVILLO crazing resistance		UNI-EN ISO 10545-11	-	RESISTENTE resistant
RESISTENZA ALLE MACCHIE resistance to stains		UNI-EN ISO 10545-14	CLASSE 3 MIN.	CLASSE 5 Class 5
RESISTENZA CHIMICA chemical resistance		UNI-EN ISO 10545-13	GB MIN.	GARANTITA guaranteed (GA GLA GHA)
PIOMBO E CADMIO RILASCIATI lead and cadmium given off		UNI-EN ISO 10545-15	METODO DISPONIBILE test method available	METODO DISPONIBILE test method available
REAZIONE AL FUOCO reaction to fire		EN 13501-1	-	A1 _{fl} -A1
ANGOLO CRITICO DI SLITTAMENTO slip resistance (ramp test)		DIN 51130	-	R9
RESISTENZA ALLO SLITTAMENTO slip resistance (pendulum test)		BS 7976-2	-	37 WET
RESISTENZA ALLO SLITTAMENTO slip resistance (pendulum test)		AS/NZS 4586	-	P3
COEFFICIENTE DINAMICO DI ATTRITO SUL BAGNATO (DCOF) wet dynamic coefficient of friction (DCOF)		ANSI A137.1 - BOT 3000	≥ 0.42	CONFORME compliant
VARIAZIONE DI TONO shade variations		-	-	V3

IMBALLI PACKING

ARTICOLO ITEM	FORMATO SIZE	PZ	MQ	KG	SCATOLA BOX
pigmento	6x37cm 2.4"x14.5"	46	1	21,30	
pigmento lustro	6x37cm 2.4"x14.5"	6	/	2,82	

ARTICOLO ITEM	FORMATO SIZE	BOX	PZ	MQ	KG	PALLET PALLET
pigmento	6x37cm 2.4"x14.5"	50	2300	50	1085	

Fuga consigliata Suggested joint

3MM

GRES PORCELLANATO SMALTATO GLAZED PORCELAIN

Piastrelle di ceramica pressate a secco con assorbimento d'acqua Eb ≤ 0,5 %. Caratteristiche di qualità secondo i test di controllo previsti dalla norma EN14411:2013 appendice L gruppo BIa GL
Dry-pressed ceramic tiles with water absorption Eb ≤ 0,5 %. Quality specification, according to control test of EN14411:2013 appendix L group BIa GL

Colore
Colour

TERRA

Gres porcellanato
Porcelain stoneware

6X37CM
2.4"X14.5"

9MM

Stonalizzato
Shade Variations



DECORO DECOR

Lustro

PGM308L 13

PGM108M 07

Codice Art.
Item Code

Codice Prezzo
Price Code

Stucchi consigliati
Suggested grouts

STUCCHI CONSIGLIATI SUGGESTED GROUTS

Kerakoll

Mapei

Laticrete

TONO SU TONO
TONE ON TONE

FUGABELLA COLOR 41

TERRACOTTA 143

COPPER BECH 36

A CONTRASTO
CONTRASTING

FUGABELLA COLOR 16

SPACE BLU 172

CHAMBRAY 37

FUGABELLA COLOR 43

CARRIBEAN 137

LIGHT PEWTER 30

FUGABELLA COLOR 19

TORNADO 174

TWILIGHT BLUE 53

Numero pagina
Page number

38


Schemi di posa consigliati
Suggested laying scheme

SCHEMI DI POSA CONSIGLIATI SUGGESTED LAYING SCHEMES




100% TERRA

FUGABELLA COLOR 41




25% TERRA | 25% OCRA | 25% BEIGE | 25% BIANCO

FUGABELLA COLOR 06




100% TERRA

FUGABELLA COLOR 16




55% TERRA | 25% BIANCO | 20% GRIGIO

FUGABELLA COLOR 06




100% TERRA

FUGABELLA COLOR 43



65% TERRA | 35% BEIGE

FUGABELLA COLOR 06



100% TERRA

FUGABELLA COLOR 19



75% TERRA | 25% BLU

FUGABELLA COLOR 06

Colori / Percentuali di composizione
Colours / Composition percentages

Stucco
Grout

39

Numero pagina
Page number

CREDITS

ART DIRECTOR QC

Ramona Macchi

GRAPHIC PROJECT

discromie.com

PHOTOGRAPHY ART DIRECTION

Elodie Cavallaro

PHOTOGRAPHY

Elodie Cavallaro

STYLIST

Ilaria Bacciocchi Studio

PRINTING

Spazio Stampa

SPECIAL THANKS TO:

CC Tapis

Desalto

Driade

Fontanaarte

Kerakoll

Laticrete

Living Divani

Mapei

MM lampadari

Pulpo

I colori e le strutture dei prodotti fotografati sono da ritenersi puramente indicativi.
Colors and textures of photographed products must be considered merely indicative.

Le tabelle con i dati di imballo sono aggiornate al momento della stampa del catalogo, pertanto i dati indicati possono subire delle variazioni.
The tables with the packing data are updated at the catalogue printing time, therefore the listed data can be altered.